

# Carbon Nanotubes (CNT)

Nanotechnology is being embedded in multiple industries. This report presents a brief history of nanotechnology and the scientific breakthroughs in the area, followed by the use of carbon nanotubes in various industries.

The report also provides a detailed carbon nanotube taxonomy, and the in-depth categorization of patents in this domain. Other topics covered include key universities, companies and market players in the area of carbon nanotubes.

## Contents

- 1 Introduction
  - ◆ 1.1 Nanotechnology
  - ◆ 1.2 Run of Nanotechnology
  - ◆ 1.3 Applications of Nanotechnology
- 2 Carbon Nanotubes
  - ◆ 2.1 Types
  - ◆ 2.2 Properties
  - ◆ 2.3 Method of fabrication
- 3 Application of Carbon nanotubes
- 4 Taxonomy for Carbon nanotubes
- 5 Interactive taxonomy for Carbon nanotubes
- 6 Top ongoing projects on CNT's
- 7 IP Activity on carbon nanotubes
- 8 Like this report?
- 9 Sample Analysis
- 10 Dashboard
  - ◆ 10.1 Dashboard Snapshots
  - ◆ 10.2 Link to Dashboard
- 11 Carbon nanotube in Electric discharge tubes and discharge lamps (IPC H01J)
  - ◆ 11.1 IP Map
  - ◆ 11.2 IP Activity on carbon nanotubes in Electric discharge tubes and discharge lamps
  - ◆ 11.3 Analysis
- 12 Key Players
  - ◆ 12.1 Universities
  - ◆ 12.2 Companies
- 13 Market Research
  - ◆ 13.1 Nanotechnology market
  - ◆ 13.2 Carbon Nanotubes market
- 14 Published Papers
- 15 SWOT analysis on nanotechnology
- 16 Conferences
- 17 Like this report?
- 18 Contact Dolcera

## Introduction

### Nanotechnology

Nanotechnology refers broadly to a field of applied science and technology whose unifying theme is the control of matter on the atomic and molecular scale, normally 1 to 100 nanometers, and the fabrication of devices with critical dimensions that lie within that size range.

### Run of Nanotechnology

- **December 29, 1959:** The first thought of Nanotechnology was given by Richard Feynman in "[There's Plenty of Room at the Bottom](#)" at an American Physical Society meeting at Caltech.
- **September, 1981:** First technical paper published on molecular nanotechnology. The same year scanning tunneling microscope (STM) invented.
- **1982-1990:** Books and prizes on nanotechnology. Atomic force microscope invented in 1986.
- **1991:** Carbon Nanotubes (CNT's) discovered.
- **1997:** First company on nanotechnology founded, it's name is [Zyvex](#).
- **1998-2007:** Research, investment, conferences and meetings on nanotechnology.

### Applications of Nanotechnology

It has or will have applications in almost all areas we can think of.

Environment and Energy	Medical and Health	Electronics and Computers	Space, Aircraft and Transportation	Materials and Manufacturing
<ul style="list-style-type: none"> <li>• Clean Technology</li> <li>• Reducing Global Warming</li> <li>• Eco-friendly and Efficient Energy</li> <li>• Eco-friendly Coatings</li> <li>• Lotus-effect Surfaces</li> <li>• Self-cleaning Glass</li> <li>• Environmental Monitoring</li> <li>• Remediation of Soil</li> <li>• Remediation and Treatment</li> </ul>	<ul style="list-style-type: none"> <li>• Lab-on-a-chip: The Analytical Revolution</li> <li>• Nanoparticles and Drug Delivery</li> <li>• Nanoparticles and Gene Therapy</li> <li>• Textured Surfaces for Tissue Regeneration</li> <li>• Nanorobot Therapeutics</li> </ul>	<ul style="list-style-type: none"> <li>• Desktop Manufacturing</li> <li>• Electronic Paper</li> <li>• Nanoelectronics and Computing</li> <li>• Assemblers and Self-replicators</li> <li>• Molecular Electronics</li> </ul>	<ul style="list-style-type: none"> <li>• Space and Aeronautics</li> <li>• Automobiles</li> <li>• Transportation Infrastructure</li> </ul>	<ul style="list-style-type: none"> <li>• New and Nanostructured Materials</li> <li>• Nano-engineered Advanced Materials</li> <li>• NanoGold: Carbon Nanotubes</li> <li>• Potential Industrial Applications</li> </ul>

• **Aerospace**

- Space Elevators
- Spaceship
- Solar Sails
- Biorobots

• **Medicine**

- Identifying location of cancer cells. [1]
- Delivering chemotherapy drugs directly to cancer cells.[2]
- Nanoshells that concentrate the heat from infrared light to destroy cancer cells with minimal damage to surrounding healthy cells. [3]
- Nanotubes used in broken bones to provide a structure for new bone material to grow.[4]
- Nanoparticles that can attach to cells infected with various diseases and allow a lab to identify, in a blood sample, the particular disease.[5]

• **Food Storage**

- Clay nanocomposites are being used to provide an impermeable barrier to gasses such as oxygen or carbon dioxide in lightweight bottles, cartons and packaging films.
- Food storage bins are being produced with silver nanoparticles embedded in the plastic. The silver nanoparticles kill bacteria from any food that was previously stored in the bins, minimizing health risks from harmful bacteria.[6]
- It is possible to use nanosensors in plastic packaging to detect gases given off by food when it spoils. The packaging itself changes color to alert you to food gone bad.

• **Agriculture**

- Food will be more tastier and healthier using nanotechnology.[7]
- Research is also being conducted to develop nanocapsules containing nutrients that would be released when nanosensors detect a vitamin deficiency in your body.
- Researchers are also working on pesticides encapsulated in nanoparticles; that only release pesticide within an insect's stomach, minimizing the contamination of plants themselves.
- Another development being pursued is a network of nanosensors and dispensers used throughout a food crop. The sensors recognize when a plant needs nutrients or water, before there is any sign that the plant is deficient. The dispensers then release fertilizer, nutrients, or water as needed, optimizing the growth of each plant in the field one by one.

• **Chemistry**

- Nanoparticles can be used as catalyst for chemical reactions.
- Nanotechnology can enable sensors to detect very small amounts of chemical vapors.[8]
- ZnO nanowires may lead to better chemical sensors, high-speed electronics.[9]
- Palladium nanoparticle hydrogen sensor.[10]

• **Semiconductor devices**

- NEMS
- OLED
- Memory chips
- Nanoemissive display panel
- 45 nm wide transistor gates
- Magnetoresistive Random Access Memory (MRAM)
- Nanoscale integrated circuits

• **Optics**

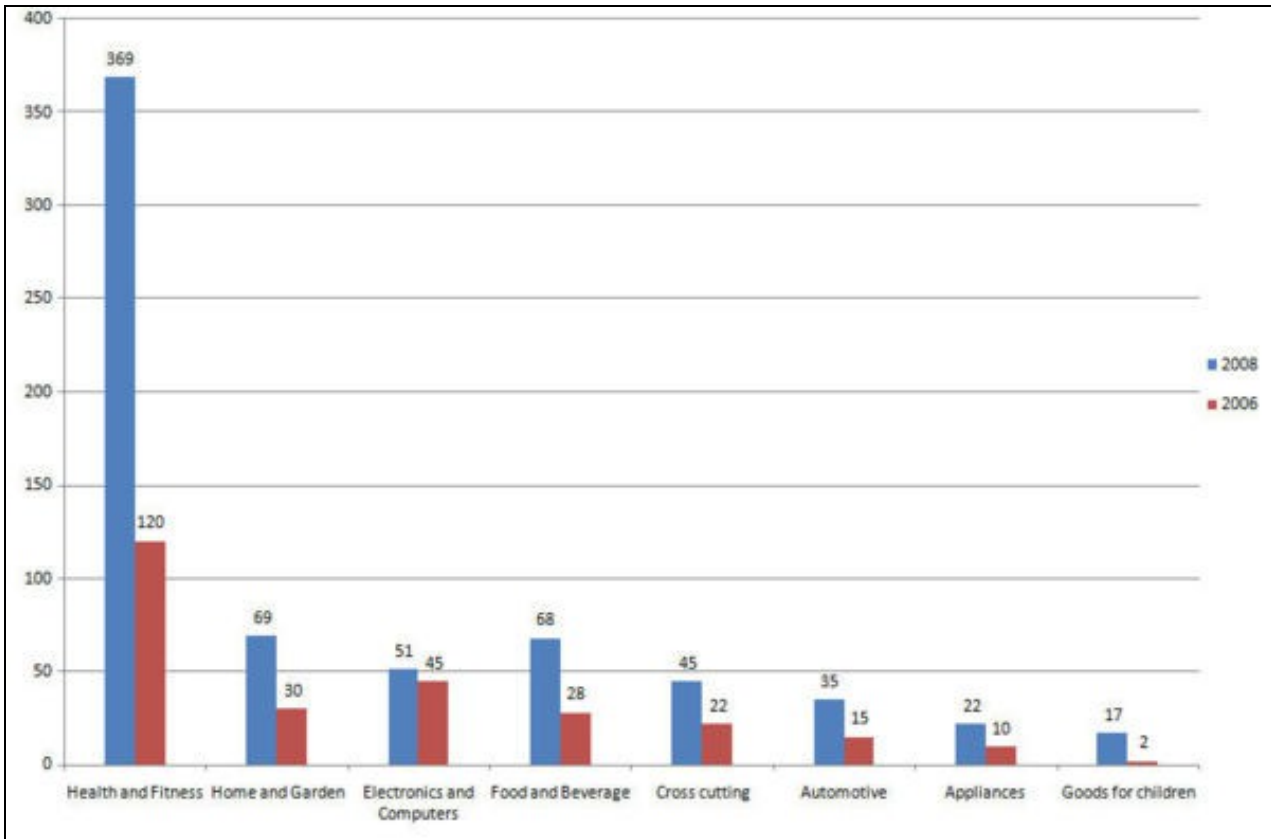
- The first sunglasses using protective and antireflective ultrathin polymer coatings are on the market.
- Nanotechnology also offers scratch resistant surface coatings based on nanocomposites.
- Nano-optics could allow for an increase in precision of pupil repair and other types of laser eye surgery.

• **Textile**

- The use of engineered nanofibers already makes clothes water- and stain-repellent or wrinkle-free.
- Textiles with a nanotechnological finish can be washed less frequently and at lower temperatures.
- Nanotechnology has been used to integrate tiny carbon particles membrane and guarantee full-surface protection from electrostatic charges for the wearer.

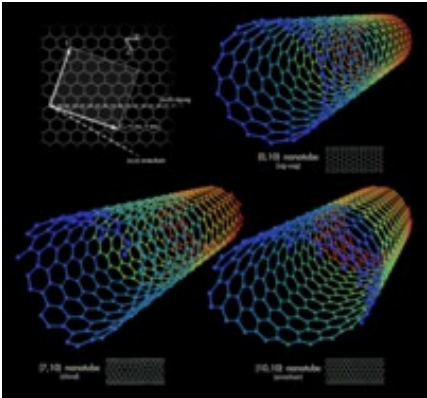
• **Consumer products**

- Nanotechnology is now entered in almost all consumer products,for details see [11]



Number of products launched products launched vs categories  
[Source link](#)

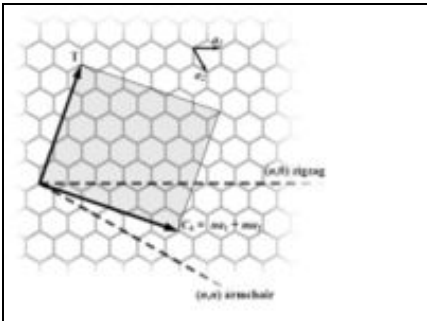
## Carbon Nanotubes



3D model of three types of single-walled carbon nanotubes  
 Carbon Nanotubes (CNT's) are cylindrical shaped allotrope of carbon with length to diameter ratio exceeding 1,000,000.

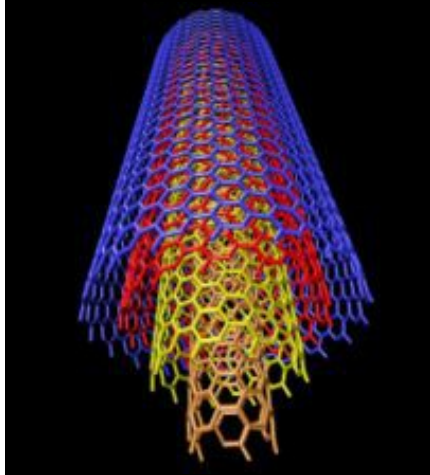
Such cylindrical carbon molecules have novel properties that make them potentially useful in many applications in nanotechnology, electronics, optics and other fields of materials science. They exhibit extraordinary strength and unique electrical properties, and are efficient conductors of heat.

## Types





Vectors representing orientation of three types of Single-walled CNT's



A Double-walled CNT formed by multiple Single-walled CNTs

- Single-walled CNT's:** This type of nanotube can be formed by rolling Graphene sheet. Graphene is a single planar sheet of  $sp^2$ -bonded carbon atoms that are densely packed in a honeycomb crystal lattice. Types of Single-walled CNT's:
  - ◆ Zig-zag( $n,0$ )
  - ◆ Armchair( $n,n$ )
  - ◆ Chiral( $2n,n$ )
- Multi-walled:** Multi-walled nanotubes(MWNT) consist of multiple layers of graphite rolled in on themselves to form a tube shape.
- Fullerite:** Fullerites are the solid-state manifestation of fullerenes and related compounds and materials. Being highly incompressible nanotube forms, polymerized single-walled nanotubes (P-SWNT) are a class of fullerites and are comparable to diamond in terms of hardness.
- Torus:** A nanotorus is a theoretically described carbon nanotube bent into a torus (doughnut shape).
- Nanobud:** The material fullerene-like "buds" are covalently bonded to the outer sidewalls of the underlying carbon nanotube. This hybrid material has useful properties of both fullerenes and carbon nanotubes.

## Properties

### • Physical Properties

Material	Young's modulus (GPa)	Tensile Strength (GPa)	Density (g/cm <sup>3</sup> )
Single wall nanotube	1054	150	N/A
Multi wall nanotube	1200	150	2.6
Steel	208	0.4	7.8
Epoxy	3.5	0.005	1.25
Wood	16	0.008	0.6

[Source link](#)

- **Electrical Properties:** Because of the symmetry and unique electronic structure of graphene, the structure of a nanotube strongly affects its electrical properties. For a given ( $n,m$ ) nanotube, if  $n - m$  is a multiple of 3, then the nanotube is metallic, otherwise the nanotube is a semiconductor. Thus all armchair ( $n=m$ ) nanotubes are metallic, and nanotubes (5,0), (6,4), (9,1), etc. are semiconducting. In theory, metallic nanotubes can have an electrical current density more than 1,000 times greater than metals such as silver and copper.

## Method of fabrication

- **Arc discharge:** It is the simplest and most commonly used method of producing Carbon nanotubes. This method creates CNTs through arc-vaporization of two carbon rods placed end to end, separated by approximately 1mm, in an enclosure that is usually filled with inert gas (helium, argon) at low pressure (between 50 and 700 mbar).
- **Laser ablation:** In 1996, a dual-pulsed laser vaporization technique was developed, which produced SWNTs in gram quantities and yields of >70wt% purity. Samples were prepared by laser vaporization of graphite rods with a 50:50 catalyst mixture of Co and Ni (particle size ~1 $\mu$ m) at 1200 $^{\circ}$ C in flowing argon, followed by heat treatment in a vacuum at 1000 $^{\circ}$ C to remove the C60 and other fullerenes.
- **Chemical vapor deposition (CVD):** Large amounts of CNTs can be formed by catalytic CVD of acetylene over Co and Fe catalysts supported on silica or zeolite.

## Application of Carbon nanotubes

- **Polymer Composites:** The first realized major commercial application of MWNTs is their use as electrically conducting components in polymer composites. Depending on the polymer matrix, conductivities of 0.01 to 0.1 S/cm can be obtained for 5% loading; much lower conductivity levels suffice for dissipating electrostatic charge. The low loading levels and the nanofiber morphology of the MWNTs allow electronic conductivity to be achieved while avoiding or minimizing degradation of other performance aspects, such as mechanical properties and the low melt flow viscosity needed for thin-wall molding applications.
- **Electrochemical devices:** Because of the high electrochemically accessible surface area of porous nanotube arrays, combined with their high electronic conductivity and useful mechanical properties, these materials are attractive as electrodes for devices that use electrochemical double-layer charge injection.

- **Hydrogen storage:** Nanotubes have been long heralded as potentially useful for hydrogen storage (for example, for fuel cells that power electric vehicles or laptop computers).
- **Field emission devices:** Industrial and academic research activity on electronic devices has focused principally on using SWNTs and MWNTs as field emission electron sources for flat panel displays, lamps, gas discharge tubes providing surge protection, and x-ray and microwave generators.
- **Nanometer-sized electronic devices:**
- **Sensors and probes:** Possible chemical sensor applications of nonmetallic nanotubes are interesting, because nanotube electronic transport and thermopower (voltages between junctions caused by interjunction temperature differences) are very sensitive to substances that affect the amount of injected charge. The main advantages are the minute size of the nanotube sensing element and the correspondingly small amount of material required for a response.

[Source link](#)

## Taxonomy for Carbon nanotubes

# Carbon Nanotube (CNT)

## Types

- Single-walled CNT (SWNT)
  - Zig-zag(n,0)
  - Armchair(n,n)
  - Chiral(2n,n)
- Multi-walled CNT
  - Number of Single-walled CNT
  - Distance between two Single-walled CNTs
- Fullerite
  - Polymerized Single-walled nanotube (P-SWNT)
  - Properties
- Torus
  - Radius of the tube
  - Radius of the torus
- Nanobud
  - Percentage of fullerene
  - Percentage of nanotube

## Fabrication

- Arc Discharge
  - Electrodes
  - Conditions
- Laser ablation
  - Target Material
  - Inert gas
  - Conditions
- Chemical vapor deposition
  - Catalyst
  - Masking
  - Annealing
  - Plasma etching
  - Carbon containing gases
  - Other gases
  - Conditions

## Technology uses

- Aerospace
- Agriculture
- Chemical or Chemistry
- Consumer Products
- Food storage
- Medicine
- Optics
- Semiconductor devices
- Textile
- Military

## Properties

- Mechanical
  - Young modulus
  - Tensile strength
  - Density
- Electrical
  - Metallic (when (n-m) is multiple of 3)
  - Semiconductor (otherwise)
- Kinetic
  - Friction
- Thermal
  - Conduction
  - Insulation
- Magnetic
  - Magnetic field
  - Susceptibility
  - Ferromagnetic
  - Diamagnetic
  - Paramagnetic
- Defects
  - Stone walls defect
  - frenkel defect

## Substrate

- Silicon based
- Non-Silicon based

## Production

- Small Scale
- Large Scale
- Cheap
- Expensive

## Conditions

- Temperature
- Catalyst
- Atmosphere
- Time required

## Dopant

- Gaseous
- Other
- Mixture
- Separately doped



Map categorization for CNT

## Interactive taxonomy for Carbon nanotubes

Use the mouse(click and drag/scroll up or down/click on nodes) to explore nodes in the detailed taxonomy

Click on the red arrow on the side of a node name to view the content for that particular node in the dashboard

```
.markmap-node {
  cursor: pointer;
}

.markmap-node-circle {
  fill: #fff;
  stroke-width: 1.5px;
}

.markmap-node-text {
  fill: #000;
  font: 10px sans-serif;
}

.markmap-link {
  fill: none;
}

pre, .mw-code{
  background-color: transparent;
}
d3.xml("https://www.dolcera.com/wiki/images/Map274.mm", function(error, data) {
  if (error) throw error;

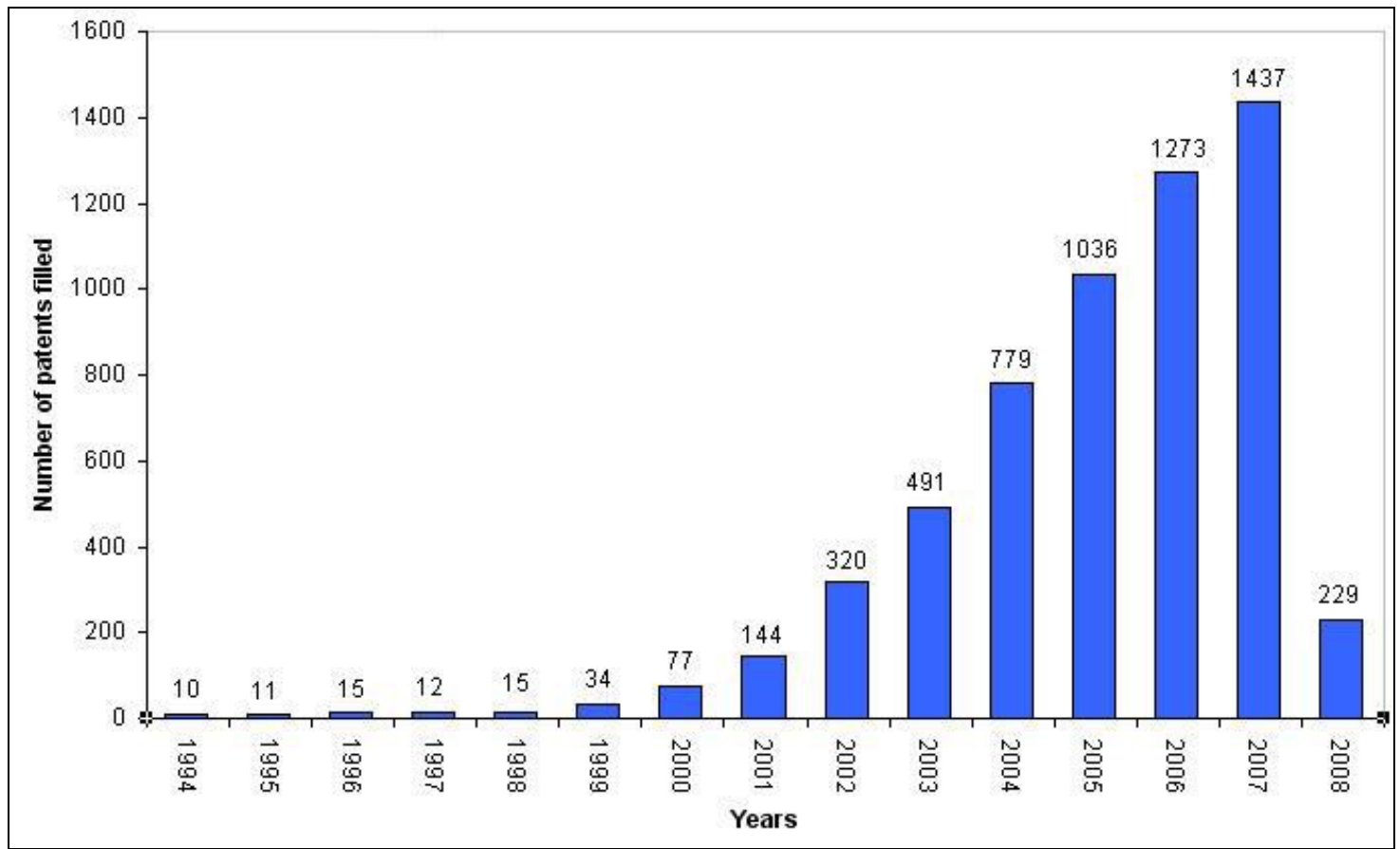
  markmap("svg#mindmap_f3d44f863f5ddcc715752daec6b9c3da", data, {
    preset: "colorful",
    linkShape: "diagonal"
  }, "xml");
});
```

## Top ongoing projects on CNT's

- The Ajayan group is using carbon nanotubes as templates and molds for fabricating nanowires, composites, and novel ceramic fibers.[\[12\]](#)
- Dai group discovered how to grow nanotubes in specific directions and orientations on substrates using a chemical vapor deposition process.[\[13\]](#)
- Smalley group is developing methods of production, purification, derivitization, analysis, and assembly of nanotubes to solve real world problems. [\[14\]](#)
- Sun Research group is researching on polymeric nanocomposite materials based on carbon nanotubes and semiconductor and metal nanoparticles. [\[15\]](#)
- Accelerator Laboratory, the University of Helsinki is researching on Ion irradiation as a tool for studying and modifying properties of carbon nanotubes.[\[16\]](#)

## IP Activity on carbon nanotubes

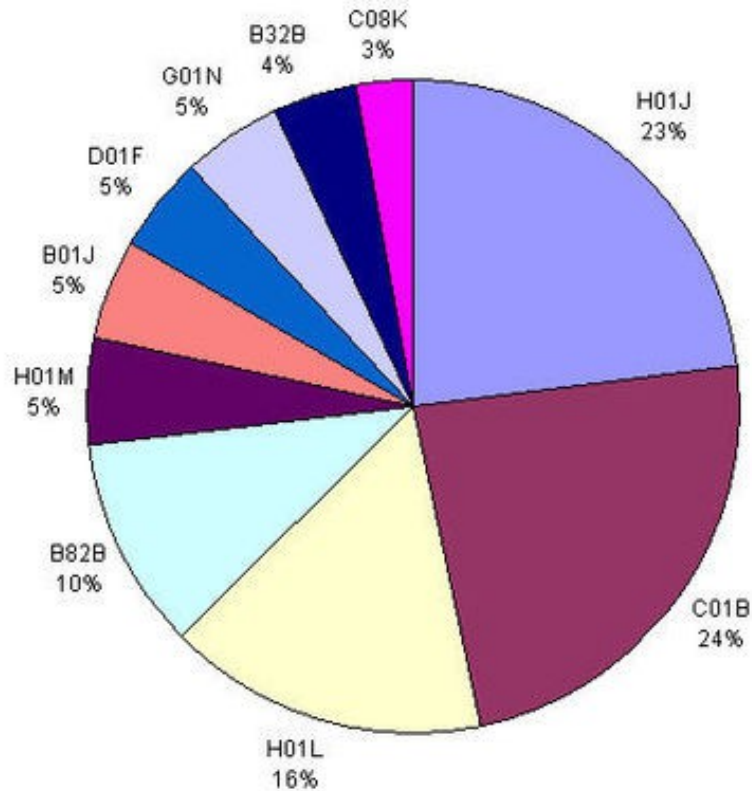
- Number of patents filled on nanotubes are increasing exponentially by years.
- Last year i.e 2007, around 1450 patents are filed in this field.



IP Activity by year

- Major IPC classes with description is given.

### Top 10 IPC

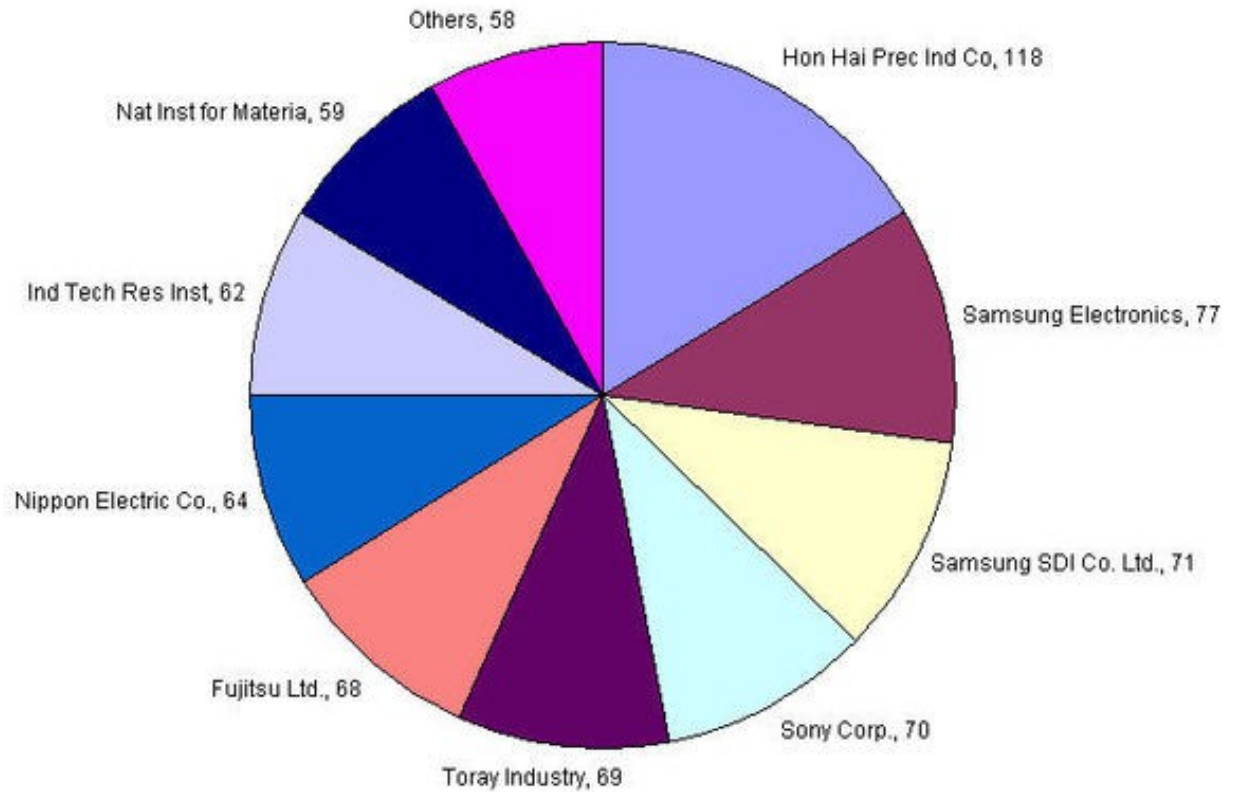


Top IPC

S. no.	IPC Classification	Description
1	H01J	ELECTRIC DISCHARGE TUBES OR DISCHARGE LAMPS
2	C01B	NON-METALLIC ELEMENTS AND THEIR COMPOUNDS
3	H01L	SEMICONDUCTOR DEVICES AND ELECTRIC SOLID STATE DEVICES
4	B82B	NANOTECHNOLOGY
5	H01M	BATTERIES OR FOR THE DIRECT CONVERSION OF CHEMICAL ENERGY INTO ELECTRICAL ENERGY
6	B01J	CHEMICAL OR PHYSICAL PROCESSES, e.g. CATALYSIS, COLLOID CHEMISTRY AND THEIR RELEVANT APPARATUS
7	D01F	CHEMICAL FEATURES IN THE MANUFACTURE OF ARTIFICIAL FILAMENTS, THREADS, FIBRES, BRISTLES, OR RIBBONS AND APPARATUS SPECIALLY ADAPTED FOR THE MANUFACTURE OF CARBON FILAMENTS
8	G01N	INVESTIGATING OR ANALYSING MATERIALS BY DETERMINING THEIR CHEMICAL OR PHYSICAL PROPERTIES
9	B32B	LAYERED PRODUCTS, i.e. PRODUCTS BUILT-UP OF STRATA OF FLAT OR NON-FLAT, e.g. CELLULAR OR HONEYCOMB, FORM
10	C08K	USE OF INORGANIC OR NON-MACROMOLECULAR ORGANIC SUBSTANCES AS COMPOUNDING INGREDIENTS

- Hon Hai Precision Industry Company leads the number of patent filing by a great margin with their competitors.
- Samsung Electronics and Samsung SDI Co. Ltd. together contributes 148 patents.

### Top 10 Assignee/Applicant with number of patents filled



Top Assignee

**Like this report?**

**This is only a sample report with brief analysis  
Dolcera can provide a comprehensive report customized to your needs**

Buy the customized report from Dolcera		
Patent Analytics Services	Market Research Services	Purchase Patent Dashboard
Patent Landscape Services	Dolcera Processes	Industry Focus
Patent Search Services	Patent Alerting Services	Dolcera Tools

### Sample Analysis

- Below is the link for sample spreadsheet analysis for Carbon nanotubes.

[Sample analysis on carbon nanotubes](#)

### Dashboard

Dashboard Snapshots

### Data Filters

- Multi-walled Carbon nanotube (13)
  - Fullerite (2)
  - Torus (1)
  - Nanobud (0)
  - Other (0)
  - Fabrication Method (14)**
  - Conditions (15)
  - Properties (22)
  - Top Surface (6)
  - Density (3)
  - Uniformity (1)
  - Shape (7)
    - Orientation(alignment) (7)
- ALL COMPANIES (50)**
- (Unassigned Patent Publications) (2)
  - ABSL POWER SOLUTIONS LTD (1)
  - Agere Systems (1)
  - Ashland (1)
  - CRYSTALS AND TECHNOLOGIES LTD (1)
  - E.I. Du Pont De Nemours And Company (1)
  - Eikos Inc (1)
  - Fraunhofer Ges Forschung (1)
  - Hitachi Ltd (2)
- All Patent Types

### Information



### Data Filters

- Multi-walled Carbon nanotube (13)
- Fullerite (2)
- Torus (1)
- Nanobud (0)
- Other (0)

#### Fabrication Method (14)

- Conditions (15)
- Properties (22)
- Top Surface (6)
- Density (3)
- Uniformity (1)
- Shape (7)
- Orientation(alignment) (7)

#### ALL COMPANIES (50)

- (Unassigned Patent Publications) (2)
- ABSL POWER SOLUTIONS LTD (1)
- Agere Systems (1)
- Ashland (1)
- CRYSTALS AND TECHNOLOGIES LTD (1)
- E.I. Du Pont De Nemours And Company (1)
- Eikos Inc (1)
- Fraunhofer Ges Forschung (1)
- Hitachi Ltd (2)

All Patent Types

### Information

Patent Charts Patents 1

## US7348722B2 Field emission device with focusing control electrode and field emission display



**United States Patent**  
Ali et al.

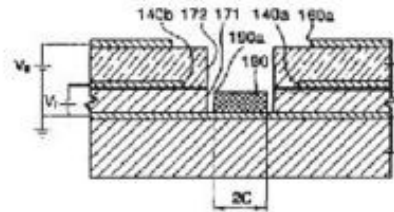
Patent No. US 7,348,722 B2  
Date of Patent: 12/22/07

**FIELD EMISSION DEVICE WITH FOCUSING CONTROL ELECTRODE AND FIELD EMISSION DISPLAY**

**ABSTRACT**  
A field emission device with a focusing control electrode and a field emission display is disclosed. The device includes a substrate, a focusing control electrode, and a field emission display. The focusing control electrode is positioned above the field emission display and is configured to focus the field emission display. The field emission display includes a plurality of field emission cathodes and a gate electrode. The gate electrode is positioned above the field emission cathodes and is configured to control the emission of electrons from the field emission cathodes. The focusing control electrode is positioned above the gate electrode and is configured to focus the electrons emitted from the field emission cathodes. The focusing control electrode includes a plurality of focusing control electrodes. Each focusing control electrode is positioned above a corresponding field emission cathode. The focusing control electrodes are configured to focus the electrons emitted from the field emission cathodes. The focusing control electrodes are configured to focus the electrons emitted from the field emission cathodes. The focusing control electrodes are configured to focus the electrons emitted from the field emission cathodes.

**FIG. 1**  
FIG. 1 is a cross-sectional view of a field emission device. The device includes a substrate 100, a gate electrode 110, and a focusing control electrode 120. The gate electrode 110 is positioned above the substrate 100 and is configured to control the emission of electrons from the field emission cathodes. The focusing control electrode 120 is positioned above the gate electrode 110 and is configured to focus the electrons emitted from the field emission cathodes. The focusing control electrode 120 includes a plurality of focusing control electrodes 120a, 120b, 120c, 120d, 120e, 120f, 120g, 120h, 120i, 120j, 120k, 120l, 120m, 120n, 120o, 120p, 120q, 120r, 120s, 120t, 120u, 120v, 120w, 120x, 120y, 120z. Each focusing control electrode is positioned above a corresponding field emission cathode. The focusing control electrodes are configured to focus the electrons emitted from the field emission cathodes. The focusing control electrodes are configured to focus the electrons emitted from the field emission cathodes. The focusing control electrodes are configured to focus the electrons emitted from the field emission cathodes.

**FIG. 2**  
FIG. 2 is a cross-sectional view of a field emission device. The device includes a substrate 200, a gate electrode 210, and a focusing control electrode 220. The gate electrode 210 is positioned above the substrate 200 and is configured to control the emission of electrons from the field emission cathodes. The focusing control electrode 220 is positioned above the gate electrode 210 and is configured to focus the electrons emitted from the field emission cathodes. The focusing control electrode 220 includes a plurality of focusing control electrodes 220a, 220b, 220c, 220d, 220e, 220f, 220g, 220h, 220i, 220j, 220k, 220l, 220m, 220n, 220o, 220p, 220q, 220r, 220s, 220t, 220u, 220v, 220w, 220x, 220y, 220z. Each focusing control electrode is positioned above a corresponding field emission cathode. The focusing control electrodes are configured to focus the electrons emitted from the field emission cathodes. The focusing control electrodes are configured to focus the electrons emitted from the field emission cathodes. The focusing control electrodes are configured to focus the electrons emitted from the field emission cathodes.



### Data Filters

- ▼ Carbon nanotube (50)
  - ▼ Carbon Nanotube types (21)
    - Single-walled Carbon nanotube (16)
    - Multi-walled Carbon nanotube (13)
    - Fullerite (2)
    - Torus (1)
    - Nanobud (0)
    - Other (0)
  - Fabrication Method (14)
  - Conditions (15)
  - Properties (22)
  - Top Surface (6)
  - Density (3)
  - Uniformity (1)

---

#### ALL COMPANIES (50)

(Unassigned Patent Publications) (2)

ABSL POWER SOLUTIONS LTD (1)

Agere Systems (1)

Ashland (1)

CRYSTALS AND TECHNOLOGIES LTD (1)

E.I. Du Pont De Nemours And Company (1)

Eikos Inc (1)

Fraunhofer Ges Forschung (1)

Hitachi Ltd (2)

All Patent Types

### Information

Patent Charts
Patents
?

	Publication	Title	Assignor	Pub
<input checked="" type="checkbox"/>	US7259510B1	On-chip vacuum tube device and process for making device	Agere Systems	2005
<input checked="" type="checkbox"/>	US7115863B1	Probe for scanning probe lithography and process	Hitachi Ltd	2004
<input checked="" type="checkbox"/>	US7348675B2	Microcircuit fabrication and interconnectivity	Intel Corp	2007
<input checked="" type="checkbox"/>	US7348591B2	Switch element, memory element and method	Kabushiki Kaisha	2007
<input checked="" type="checkbox"/>	US7135172B1	Bucky paper as a support membrane in a vacuum tube	Nasa	2004
<input checked="" type="checkbox"/>	US7288490B1	Increased alignment in carbon nanotube growth	Nasa	2007
<input checked="" type="checkbox"/>	US7348722B2	Field emission device with focusing control	Samsung Electronics	2007
<input checked="" type="checkbox"/>	US7315129B2	Plasma producing apparatus and doping method	Semiconductor Energy	2007
<input checked="" type="checkbox"/>	US7282191B1	Carbon nanotube growth	The Boeing Company	2005
<input checked="" type="checkbox"/>	US7348717B2	Triode type field emission display with high efficiency	Tsinghua University	2007

**US7259510B1**  
**On-chip vacuum tube device and process for making device**

**US Class (primary):** 313497  
**IPC Class (primary):** H01J01900

**Abstract:**  
 A microelectromechanical microwave vacuum tube device is disclosed. The device consists of a cathode formed on a substrate, the cathode comprising electron emitters. A cathode emission control grid is also attached to the device substrate. The device further includes an output structure where amplified microwave power is removed from the device.

**Claims:**  
 1. A device comprising a vacuum tube microelectromechanical device that comprises: a device substrate; a cathode attached to the device substrate, the cathode comprising electron emitters having a surface; a cathode emission control grid attached to the device substrate, the cathode emission control grid having a surface and configured to modulate electrons drawn from the cathode; and an output structure, wherein the cathode surface and the grid surface are substantially parallel, and wherein the cathode surface or the cathode and the grid are attached to the device substrate by one or more...

[Link to Dashboard](#)

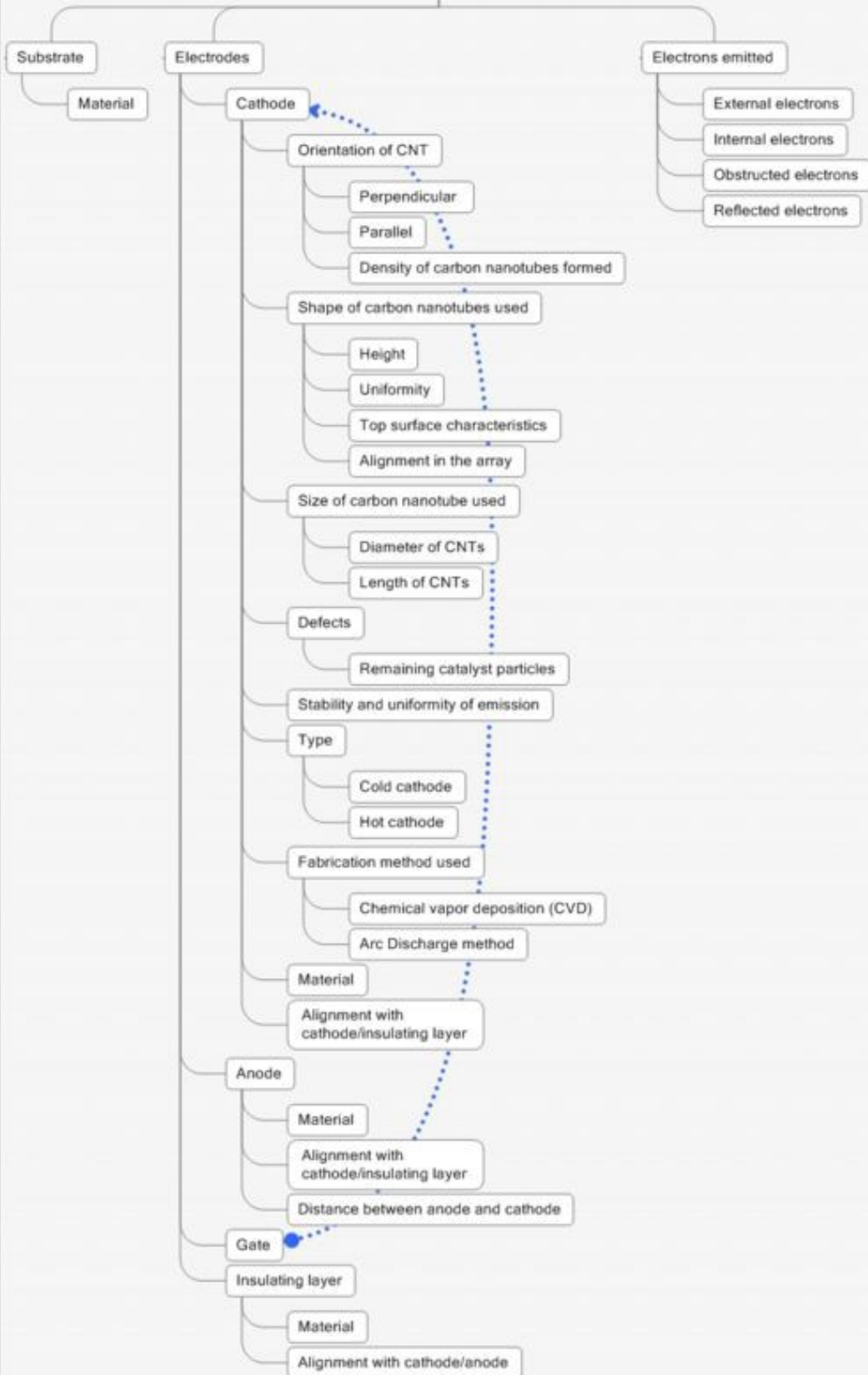
[Dashboard for CNTs](#)

**Carbon nanotube in Electric discharge tubes and discharge lamps (IPC H01J)**

**IP Map**

# Discharge tubes and lamps (Demo)

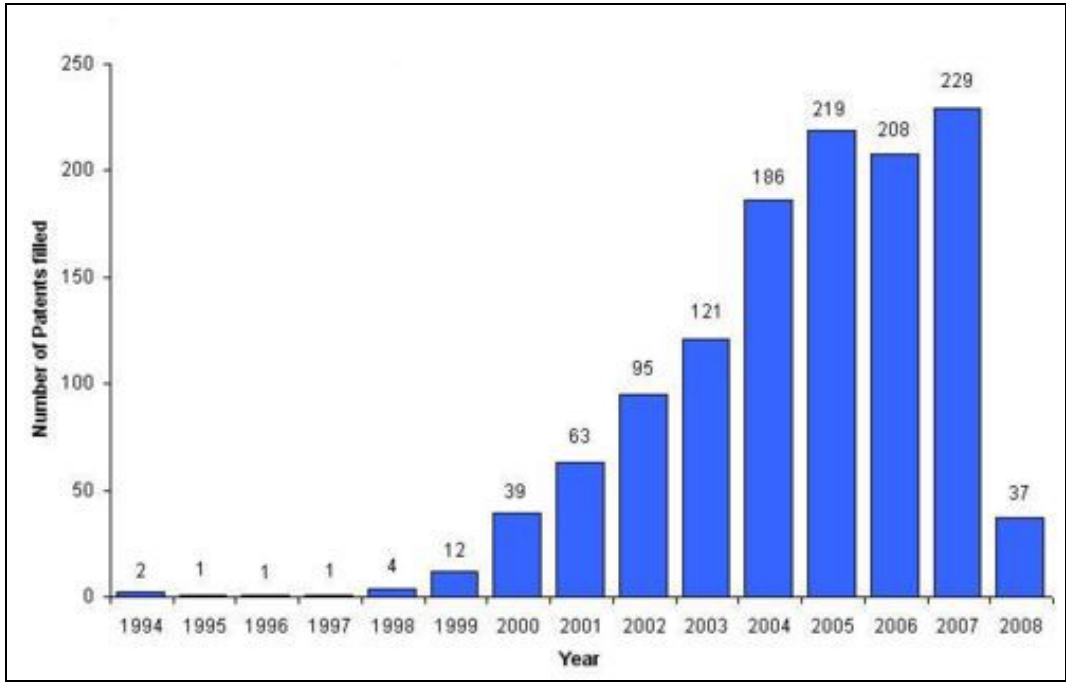
## Electronic Emission device



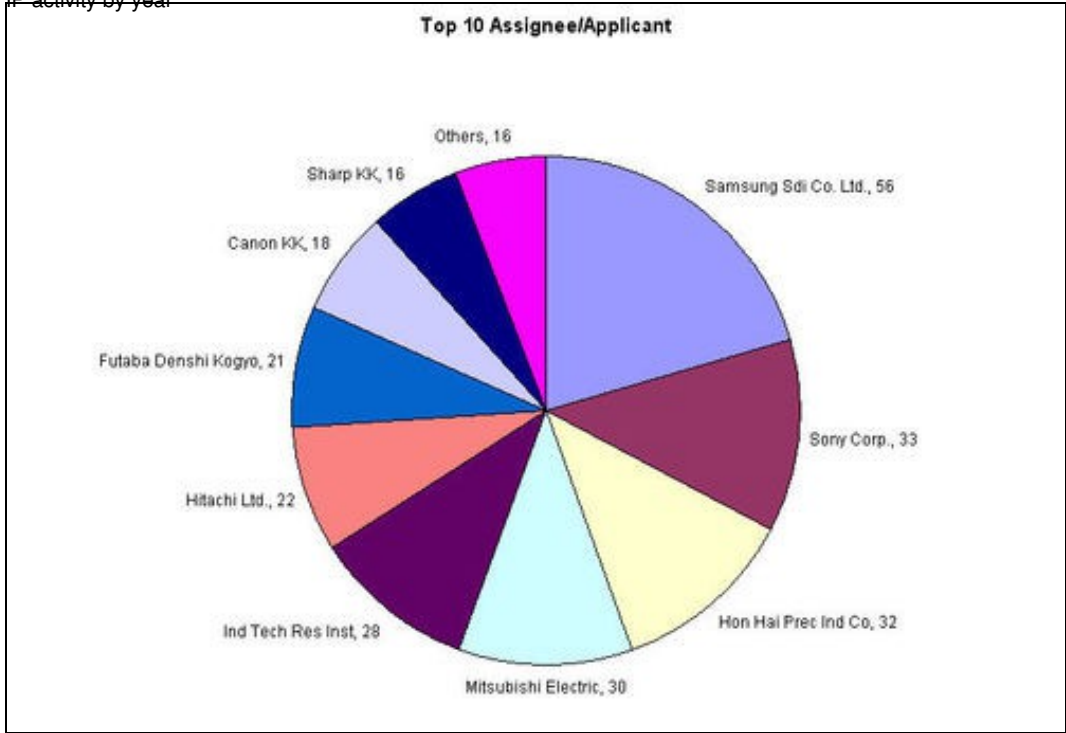


Map for electron emitter devices

**IP Activity on carbon nanotubes in Electric discharge tubes and discharge lamps**



IP activity by year

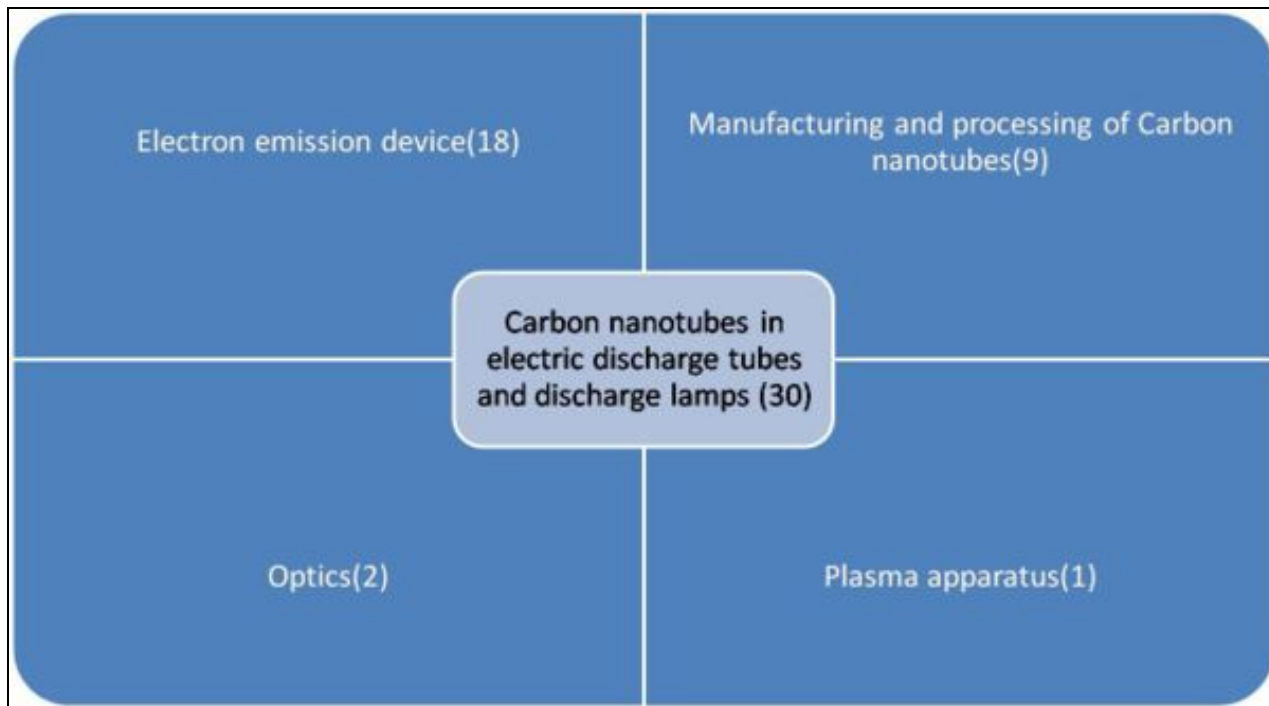


**Top Assignee Analysis**

S.no	Patent/Publication No.	Assignee / Applicant	Title	Description of the device	Use of CNT in it	Technology Area
1	US7336028B2	Samsung SDI Co., Ltd.	Electron emission device having multi-layered gate electrode structure	A multilayered electron emission device is described with a predetermined gap between the electrodes.	Electron emission sources can be made up of CNTs.	Electron emission device
2	US7315129B2	Semiconductor Energy Laboratory Co.,	Plasma producing apparatus and doping apparatus	A plasma chamber and plasma apparatus is described with two	CNTs are on the surface of the cathode electrode.	Plasma Apparatus

		Ltd.		electrodes and substrate and CNTs.		
3	US7307432B2	Yokogawa Electric Corporation	Electron beam generating apparatus and optical sampling apparatus using the same	Optical sampling apparatus with electrodes with deflection electrode and charge detection section.	Cathode is comprising of carbon nanotubes.	Optical sampling apparatus.
4	US7306503B2	Canon Kabushiki Kaisha	Method and apparatus of fixing carbon fibers on a substrate using an aerosol deposition process	Apparatus for manufacturing substrate with carbon nanotubes in it.	Arc discharge method is involved for producing CNTs and hence forming it on substrate.	Manufacturing and Processing of CNTs
5	US7259510B1	Agere Systems Inc.	On-chip vacuum tube device and process for making device	Microwave vacuum tube is described with electrodes and CNTs.	Cathode is comprising of carbon nanotubes.	Electron emission device
6	US7232987B2	None	Instrument and method to measure available light energy for photosynthesis	A device to calculate and filter amount of light required and available for photosynthesis of plants.	Photovoltaic material is made up of carbon nanotubes.	Optical Instrument
7	US7161148B1	Crystals and Technologies, Ltd.	Tip structures, devices on their basis, and methods for their preparation	A tip structure for an electron emissive device or a scanning probe device is described.	At least one link of the tip structure is made up of Carbon nanotubes.	Electron emission device
8	US7175494B1	cdream Corporation	Forming carbon nanotubes at lower temperatures suitable for an electron-emitting device	An electron emission device is described comprising of carbon nanotubes.	Carbon nanotubes are manufactured at 300° C. to 500° C which makes them compatible with the thermal stress of the underlying substrate.	Electron emission device
9	US7161286B2	Tsinghua University   Hon Hai Precision Ind. Co., Ltd.	Carbon nanotube array and method for making same	A carbon nanotube-based device is described which includes a substrate and number of catalytic nano-sized particles.	Carbon nanotubes are manufactured on the substrate.	Manufacturing and Processing of CNTs
10	US7145528B2	Canon Kabushiki Kaisha	Display device and driving and controlling method therefor	A display device with display panel is described and use of electron emitters.	Cathode is comprising of carbon nanotubes.	Electron emission device
11	US7115863B1	Hitachi, Ltd.	Probe for scanning probe lithography and making method thereof	A probe of scanning probe lithography is described	Shaft of the probe is made up of Carbon nanotubes.	Manufacturing and Processing of CNTs

Sample Analysis on use of Carbon nanotubes in discharge tubes and discharge lamps



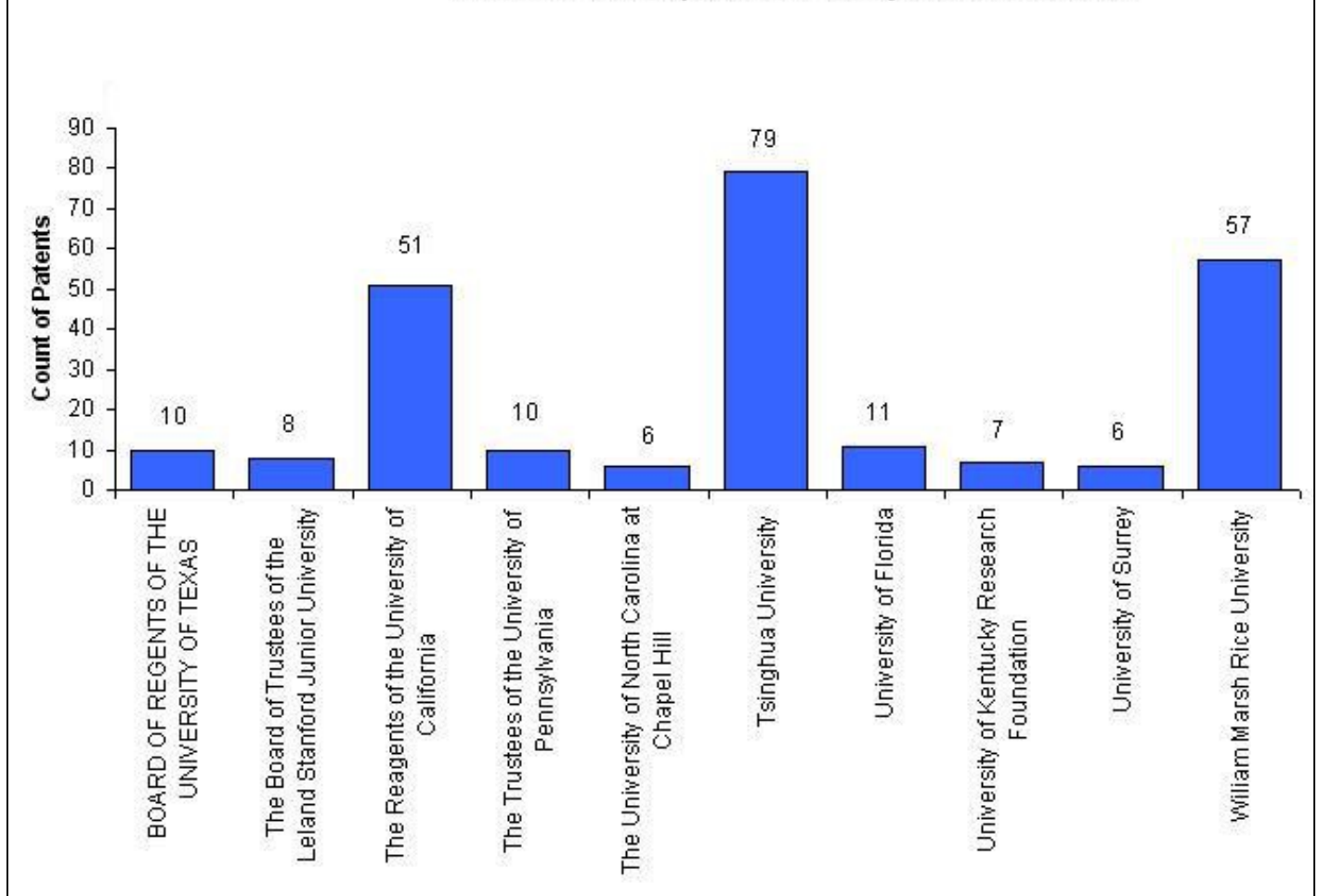
Sample Analysis for discharge tubes and discharge lamps patents(30 patents)

## Key Players

### Universities

- Universities play an important role in research and that's why it needs to be analyzed.
- Only 245 patents are filled by the universities research division.
- But companies are dependent on them for research activities.
- The analysis will give the insight of most involved university in terms of research on Carbon nanotubes.

### Total number of patents filed by the Universities



Number of patents by universities in Carbon nanotubes area

#### Companies

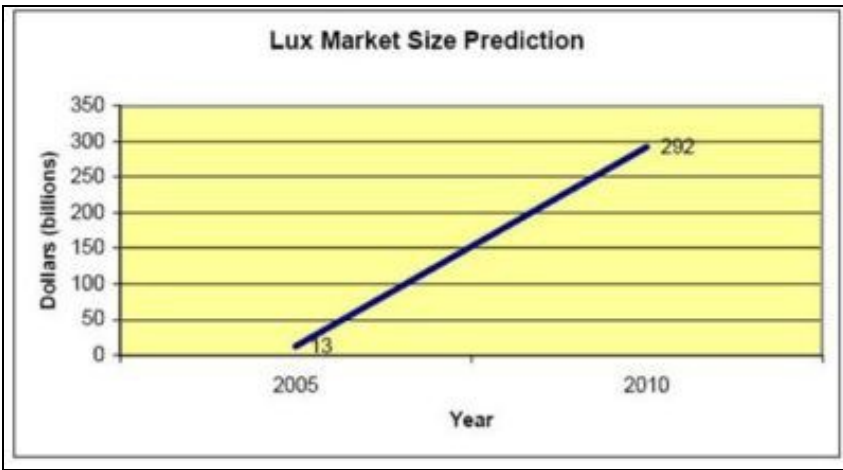
- Large number of companies are now moving into this area.
- A sizeable number of startups too are coming into the picture.

Top Companies	Number of patents filed
Hon Hai Prec Ind Co	118
Samsung Electronics	77
Samsung SDI Co. Ltd.	71
Sony Corp.	70
Toray Industry	69
Fujitsu Ltd.	68
Nippon Electric Co.	64
Ind Tech Res Inst	62
Nat Inst for Materia	59
Others	58

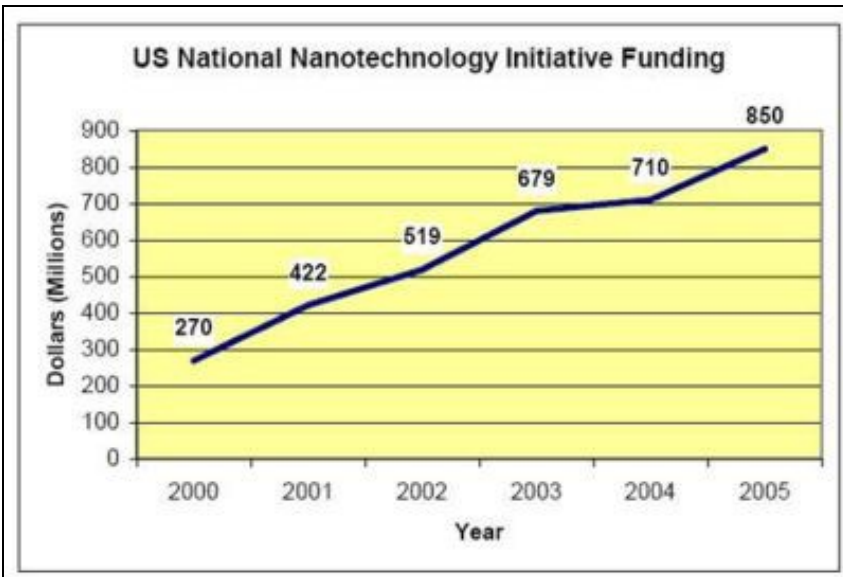
### Market Research

#### Nanotechnology market

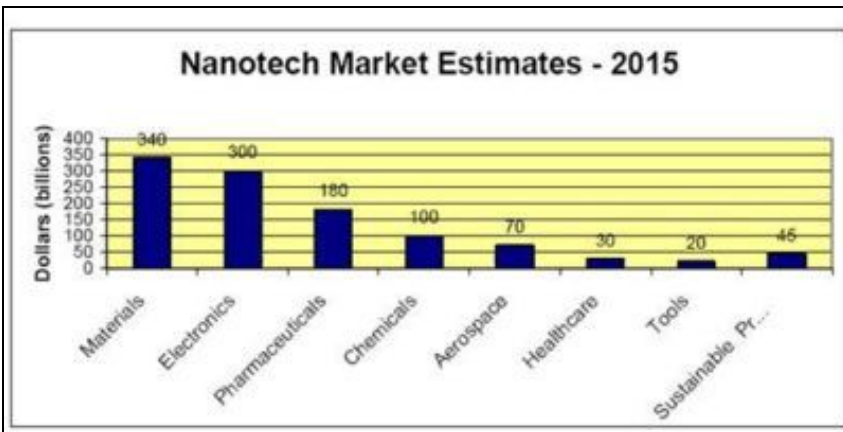
- Nanotechnology is a growing market.
- Lux Research (a market research company in nanotechnology) believes that market will reach from \$13 billion in 2005 to \$292 billion in 2010.
- In 2015 market for nano materials will reach to \$340 billion and electronics market will reach to \$300 billion.
- US nanotech funding has increased from \$270 million to \$850 million.



Predictions of market by Lux research



US funding



Market by different categories  
**Carbon Nanotubes market**

- Market size will increase from \$6 million in 2004 to \$1,070 million in 2014.

## NANOTUBES Markets are expected to grow significantly

\$ MILLIONS	2004	2009	2014
<b>TOTAL DEMAND</b>	\$6	\$215	\$1,070
<b>BY TYPE</b>			
Single-walled nano-tubes	0	95	600
Multiwalled nano-tubes	6	120	470
<b>BY END USE</b>			
Electronics	0	90	395
Automotive	1	31	165
Aerospace/Defense	0	10	65
Other	5	84	445
<b>BY REGION</b>			
U.S.	2	57	290
Western Europe	1	32	180
Asia/Pacific	3	113	500
Other	0	13	100

**SOURCE:** Freedonia Group



Carbon nanotubes market estimate

### Published Papers

- Academic papers published on carbon nanotubes have been on the rise and patent filings have been keeping up with this upswing, says a review in the journal Science.
- According to the review, around 1,500 scientific papers were published in 2001 compared to about 1,100 in 2000 and around 700 in 1999.

Source

## SWOT analysis on nanotechnology

Strength	Weakness
In nanomaterials research and development	Critical issues(ecological meltdown,poverity and disease)
In biomimetics research	Lack of planet friendly scorecard for research
In nanoelectronics and IT research including quantum computing	No clear technology transfer routes to the less developed world.
In nanophotovoltaic research	Fragmented research infrastructure
In nanosensors research and development	Nationally variable industry pull through
In strong industrial base in instrumentation	Variable incentives/cultures for supporting start-ups
In nanomedicine	Funding slow and bureaucratic
In cultural differences resulting in imaginative approaches to results	No wide support for individual genius
In the ability to work in teams	Academic research often lags industry
Acceleration of new company formation underway	Funding may be duplicated
Openness in developing and adopting environmentally friendly techniques	Lack of fiscal incentives for environmentally friendly techniques;also lack of legal incentives
Openness to developing technologies for the less developed regions	Critically slow emergence of technology from the research base
	Lack of skilled staff
Opportunities	Threats
The exploitation of planet and people friendly research	Brain drain in life sciences,electronics,software and engineering

Development of widely available technologies(sensors,renewable energy,medicine etc.)	Public backlash to nanotechnology
Creation of new technologies(medical and non-medical)	Too little,too late, of the technologies that matter
Reduction animal experimentation through cell-base toxicity testing	
Critical niche opportunities in areas such as lab-on-a-chip and sensor technology	

## Conferences

- Major Conferences

S.no.	Conference	Location	Date	Email
1	<a href="#">Nanotech 2008 - 11th Annual NSTI Nanotechnology Conference and Trade Show</a>	Boston,USA	1-5 June, 2008	bfr@nsti.org
2	<a href="#">NanoEurope 2008</a>	St.Gallen, Switzerland	16-17 Sep, 2008	joerg.guettinger@ncb.ch
3	<a href="#">Nanotech Northern Europe 2008</a>	Copenhagen,Denmark	23-25 Sep, 2008	katriina.forsstrom@spinverse.com

- Complete list of Nanotechnology Conferences

<http://www.allconferences.com/Science/Nanotechnology/>

## Like this report?

**This is only a sample report with brief analysis  
Dolcera can provide a comprehensive report customized to your needs**

Buy the customized report from Dolcera		
Patent Analytics Services	Market Research Services	Purchase Patent Dashboard
Patent Landscape Services	Dolcera Processes	Industry Focus
Patent Search Services	Patent Alerting Services	Dolcera Tools

## Contact Dolcera

**Samir Raiyani**

**Email:** [info@dolcera.com](mailto:info@dolcera.com)

**Phone:** +1-650-269-7952